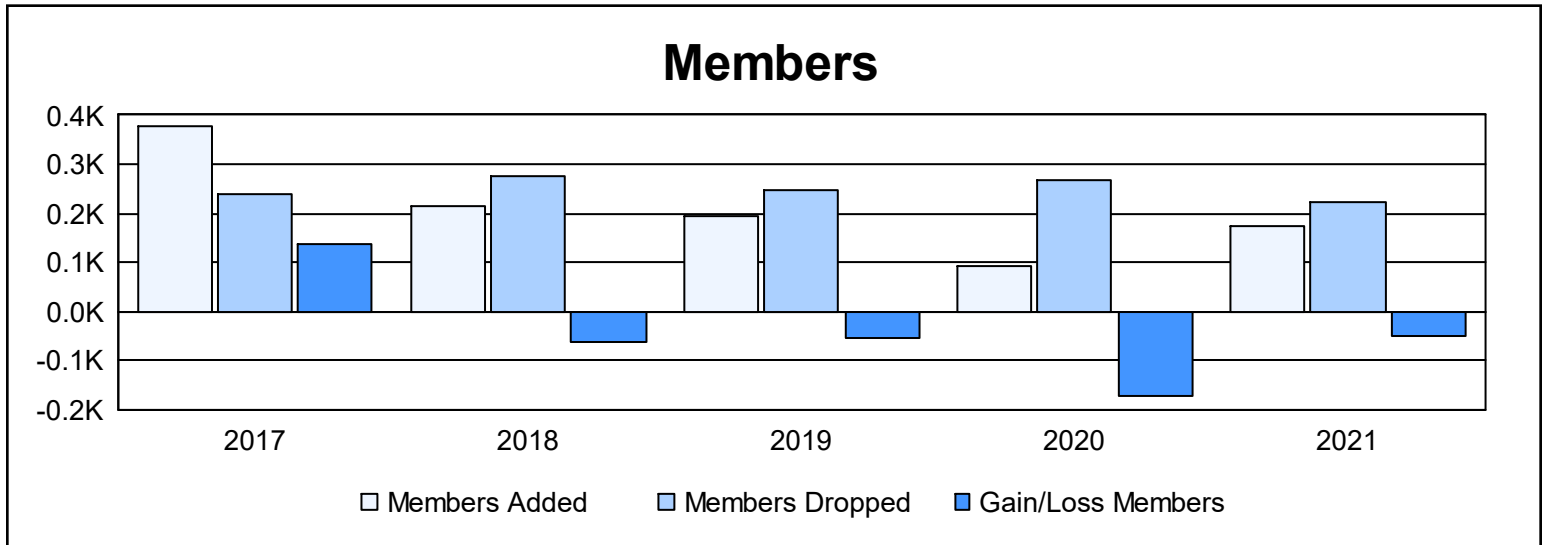
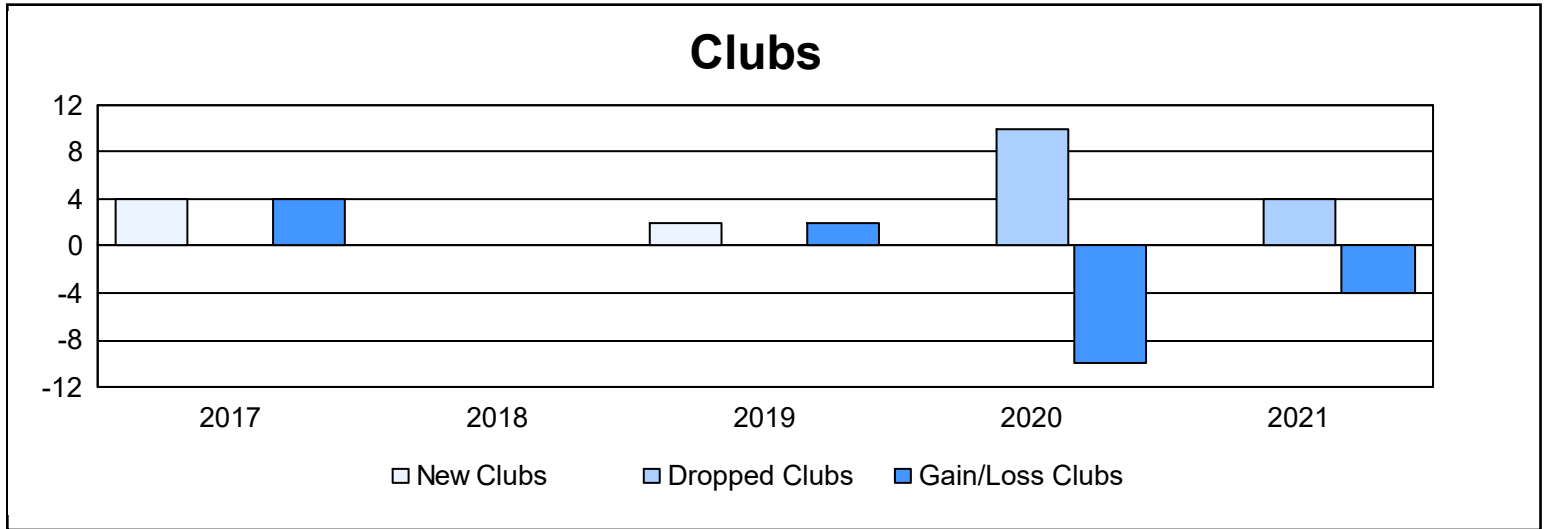
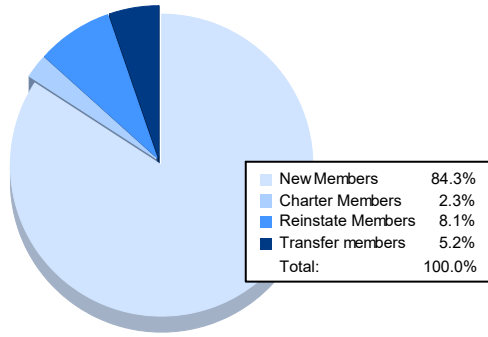


| Year | New Clubs | Dropped Clubs | Gain/ Loss Clubs | New Members | Charter Members | Reinstate Members | Transfer Members | Total Member Added | Total Members Dropped | Gain/ Loss Members |
|----------------|-----------|---------------|------------------|-------------|-----------------|-------------------|------------------|--------------------|-----------------------|--------------------|
| 2016-2017 | 4 | 0 | 4 | 259 | 106 | 2 | 10 | 377 | 238 | 139 |
| 2017-2018 | 0 | 0 | 0 | 175 | 4 | 18 | 18 | 215 | 276 | -61 |
| 2018-2019 | 2 | 0 | 2 | 125 | 49 | 6 | 14 | 194 | 248 | -54 |
| 2019-2020 | 0 | 10 | -10 | 69 | 1 | 11 | 12 | 93 | 266 | -173 |
| 2020-2021 | 0 | 4 | -4 | 145 | 4 | 14 | 9 | 172 | 222 | -50 |
| Average | 1 | 3 | -2 | 155 | 33 | 10 | 13 | 210 | 250 | -40 |



Membership Composition June 2021 Cumulative



Gender Composition June 2021 Cumulative

